

SILICON TRANSISTORS

2SC1653, 2SC1654

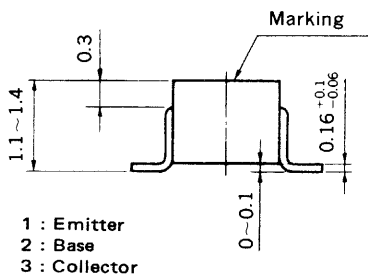
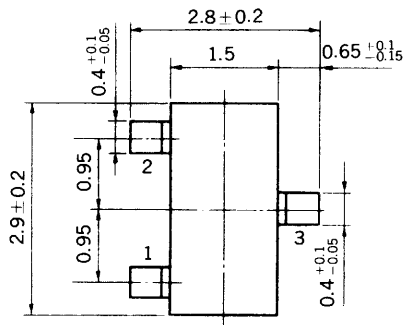
DISPLAY TUBE DRIVE, HIGH VOLTAGE SWITCHING

NPN SILICON EPITAXIAL TRANSISTOR

MINI MOLD

PACKAGE DIMENSIONS

in millimeters



1 : Emitter
2 : Base
3 : Collector

FEATURES

- High Voltage V_{CE0} : 2SC1653 130 V, 2SC1654 160 V
- High DC Current Gain: $h_{FE} = 130$ TYP. ($V_{CE} = 3.0$ V, $I_C = 15$ mA)

ABSOLUTE MAXIMUM RATINGS

Maximum Voltages and Current ($T_a = 25^\circ\text{C}$)	2SC1653	2SC1654
Collector to Base Voltage	V_{CBO} 150	180 V
Collector to Emitter Voltage	V_{CEO} 130	160 V
Emitter to Base Voltage	V_{EBO}	5.0 V
Collector Current (DC)	I_C	50 mA
Maximum Power Dissipation		
Total Power Dissipation at 25°C Ambient Temperature	P_T	150 mW
Maximum Temperatures		
Junction Temperature	T_j	125 $^\circ\text{C}$
Storage Temperature Range	T_{stg}	-55 to +125 $^\circ\text{C}$

ELECTRICAL CHARACTERISTICS ($T_a = 25^\circ\text{C}$)

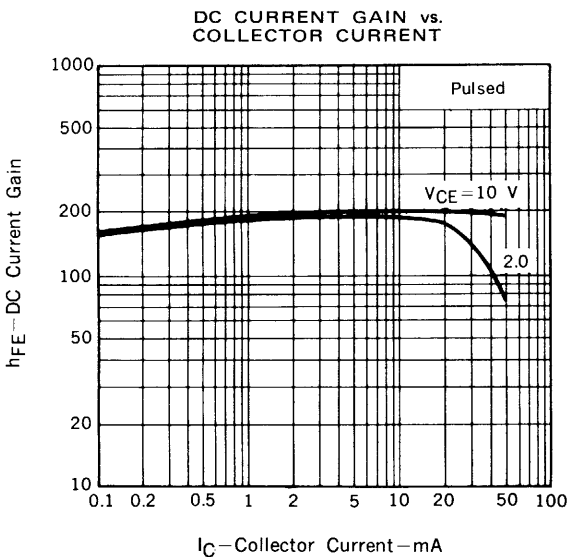
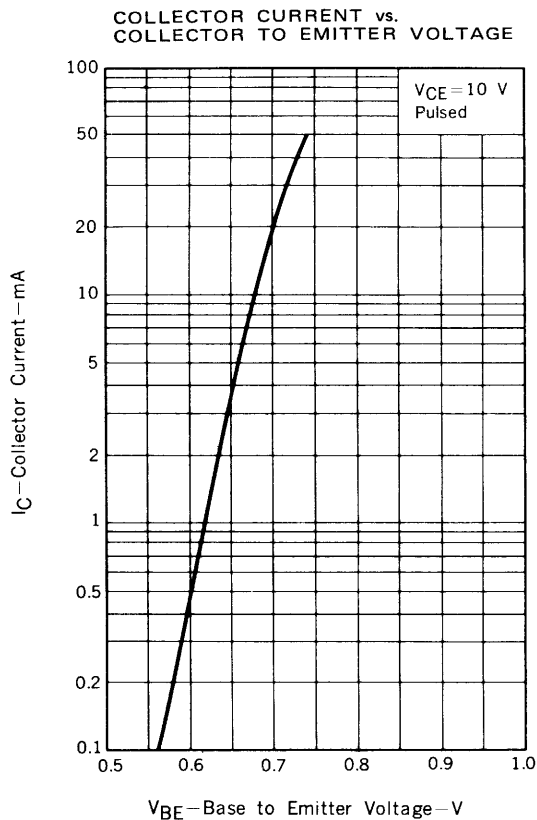
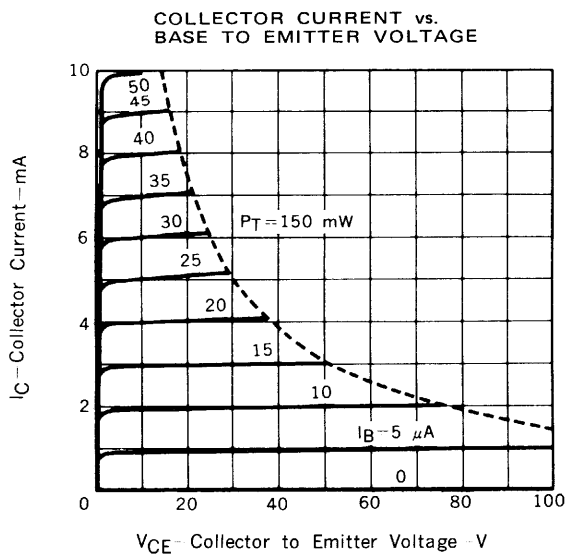
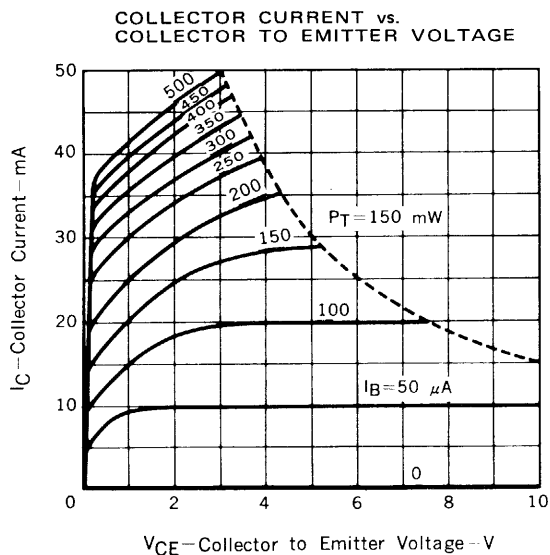
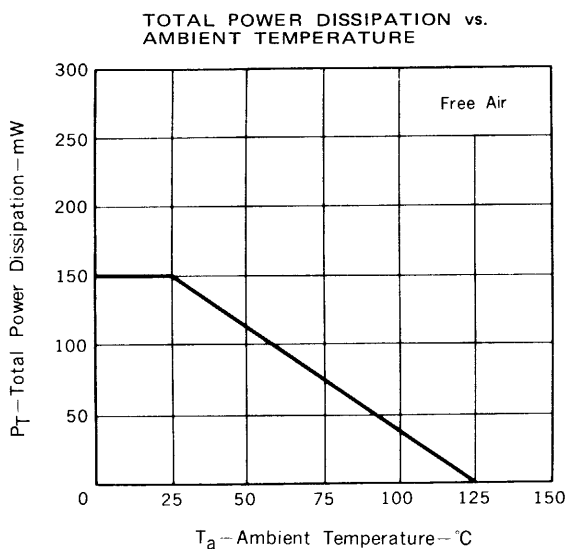
CHARACTERISTIC	SYMBOL	MIN.	TYP.	MAX.	UNIT	TEST CONDITIONS
Collector Cutoff Current	I_{CBO}			0.1	μA	$V_{CB} = 130$ V, $I_E = 0$
Emitter Cutoff Current	I_{EBO}			0.1	μA	$V_{EB} = 5.0$ V, $I_C = 0$
DC Current Gain	h_{FE1}	70	180			$V_{CE} = 3.0$ V, $I_C = 1.0$ mA
	h_{FE2}	90	200	400		$V_{CE} = 3.0$ V, $I_C = 15$ mA*
Collector Saturation Voltage	$V_{CE(sat)}$		0.1	0.3	V	$I_C = 50$ mA, $I_B = 5.0$ mA
Base Saturation Voltage	$V_{BE(sat)}$		0.73	1.0	V	$I_C = 50$ mA, $I_B = 5.0$ mA
Gain Bandwidth Product	f_T		120		MHz	$V_{CE} = 10$ V, $I_E = -10$ mA
Output Capacitance	C_{ob}		2.3		pF	$V_{CB} = 10$ V, $I_E = 0$, $f = 1.0$ MHz

* Pulsed: $PW \leq 350 \mu\text{s}$, Duty Cycle $\leq 2\%$

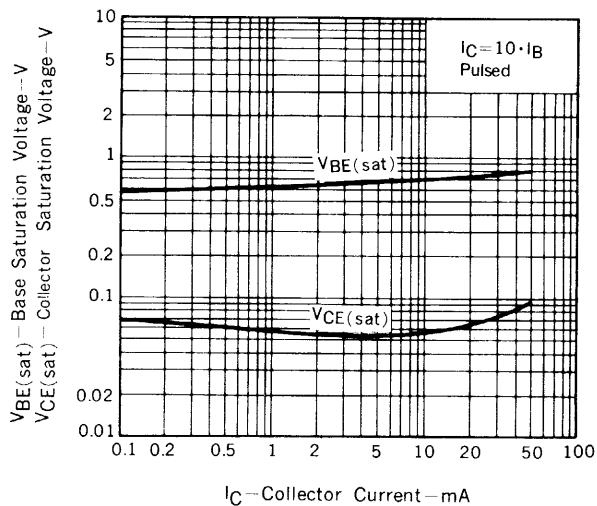
h_{FE2} Classification

Marking	2SC1653	N2	N3	N4
	2SC1654	N5	N6	N7
h_{FE2}	90 to 180	135 to 270	200 to 400	

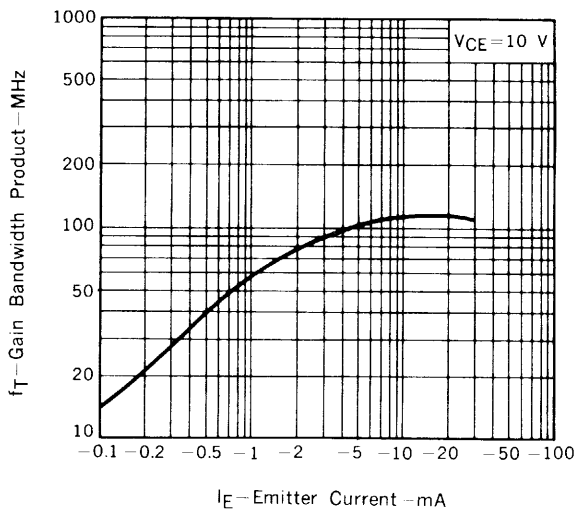
TYPICAL CHARACTERISTICS ($T_a = 25^\circ\text{C}$)



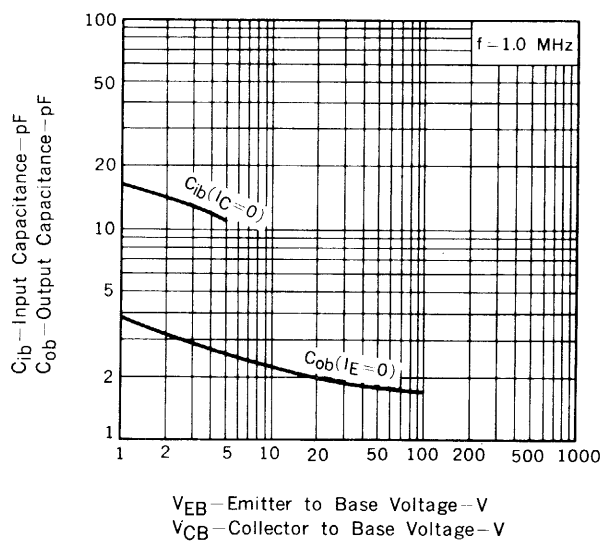
BASE AND COLLECTOR SATURATION VOLTAGE vs. COLLECTOR CURRENT



GAIN BANDWIDTH PRODUCT vs. EMITTER CURRENT



INPUT AND OUTPUT CAPACITANCE vs. REVERSE VOLTAGE



NEC Corporation

INTERNATIONAL ELECTRON DEVICES DIV.

SUMITOMO MITA Building, 37-8,
Shiba Gochome, Minato-ku, Tokyo 108, Japan

Tel: Tokyo 456-3111

Telex Address: NECTOK J22686

Cable Address: NEC TOKYO

TC-1483A

AUG.-31-84M

Printed in Japan

This datasheet has been download from:

www.datasheetcatalog.com

Datasheets for electronics components.